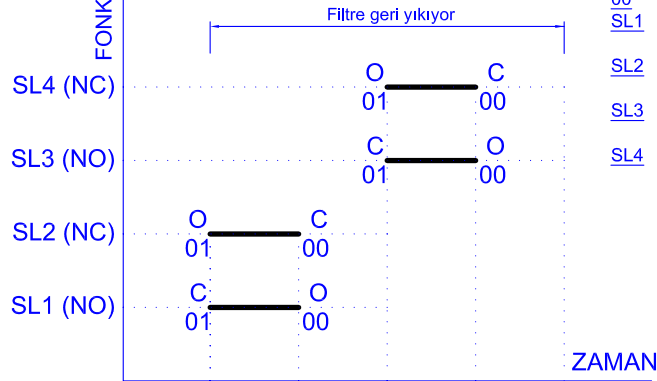
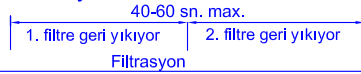


FONKSIYON

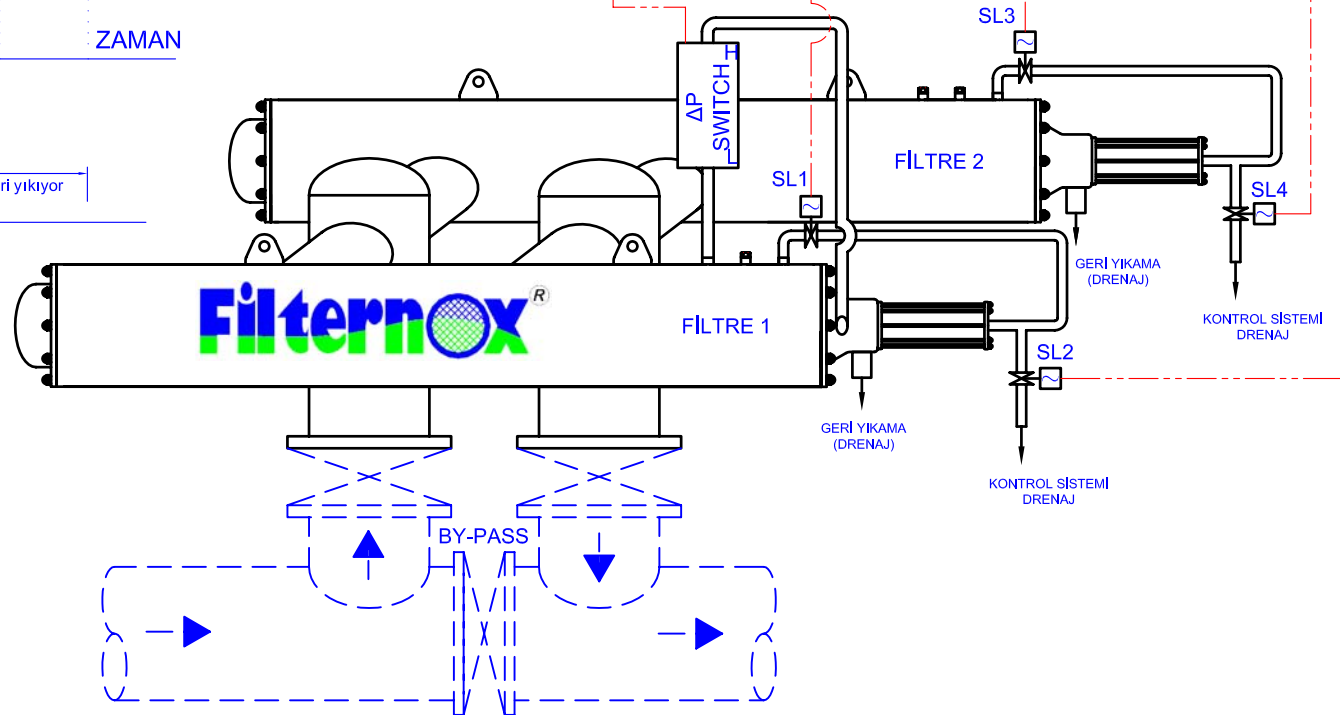


ΔP
Timer
Manuel yıkama



- 01 -Devre kapalı
- 00 -Devre açık
- SL1 -Normalde açık. 24V D.C. 3/8" solenoid valf (N.O)
- SL2 -Normalde kapalı 24V D.C. 3/8" solenoid valf (N.C)
- SL3 -Normalde açık. 24V D.C. 3/8" solenoid valf (N.O)
- SL4 -Normalde kapalı 24V D.C. 3/8" solenoid valf (N.C)

KONTROL PANELİ



TİPİK MONTAJ VE ELEKTRİKLİ KONTROL SİSTEMİ BAĞLANTI ŞEMASI

Filternox[®]
OTOMATİK GERİYIKAMALI FİLTRE

MODEL:
TWIN